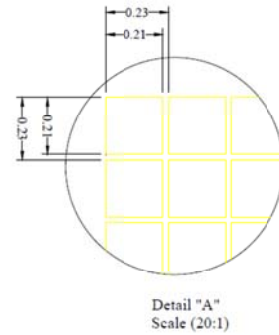


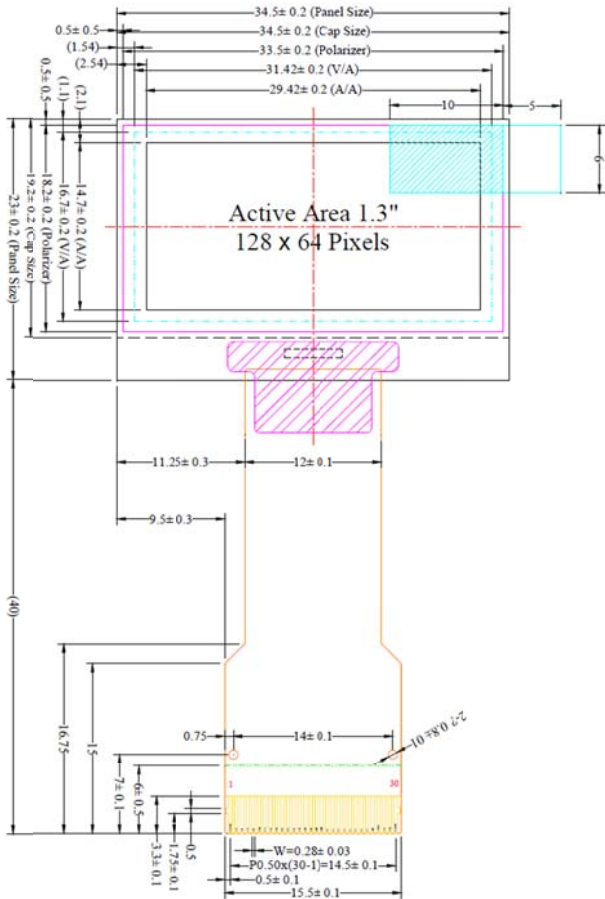


**EXTERNAL DIMENSION**



**PIN CONNECTIONS**

<b>PIN NO</b>	<b>1</b>	<b>2</b>	<b>3</b>	<b>4</b>	<b>5</b>	<b>6</b>	<b>7</b>	<b>8</b>	<b>9</b>	<b>10</b>
<b>SYMBOL</b>	<b>NC(GND)</b>	<b>C2P</b>	<b>C2N</b>	<b>C1P</b>	<b>C1N</b>	<b>VBAT</b>	<b>NC</b>	<b>VSS</b>	<b>VDD</b>	<b>BS0</b>
<b>PIN NO</b>	<b>11</b>	<b>12</b>	<b>13</b>	<b>14</b>	<b>15</b>	<b>16</b>	<b>17</b>	<b>18</b>	<b>19</b>	<b>20</b>
<b>SYMBOL</b>	<b>BS1</b>	<b>BS2</b>	<b>CS#</b>	<b>RES#</b>	<b>D/C#</b>	<b>R/W#</b>	<b>E/RD#</b>	<b>D0</b>	<b>D1</b>	<b>D2</b>
<b>PIN NO</b>	<b>21</b>	<b>22</b>	<b>23</b>	<b>24</b>	<b>25</b>	<b>26</b>	<b>27</b>	<b>28</b>	<b>29</b>	<b>30</b>
<b>SYMBOL</b>	<b>D3</b>	<b>D4</b>	<b>D5</b>	<b>D6</b>	<b>D7</b>	<b>IREF</b>	<b>VCOMH</b>	<b>VCC</b>	<b>VLSS</b>	<b>NC(GND)</b>