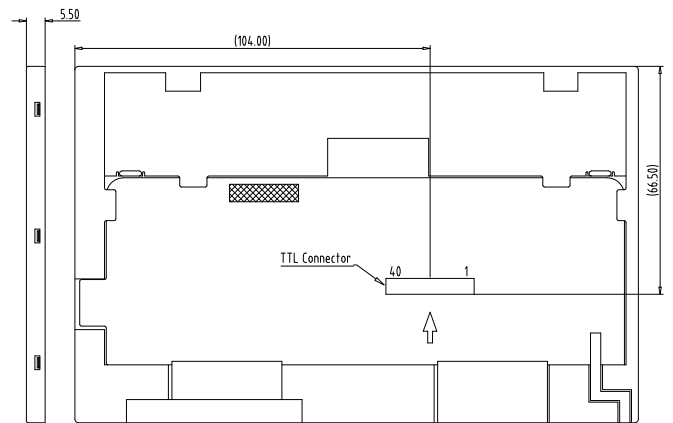
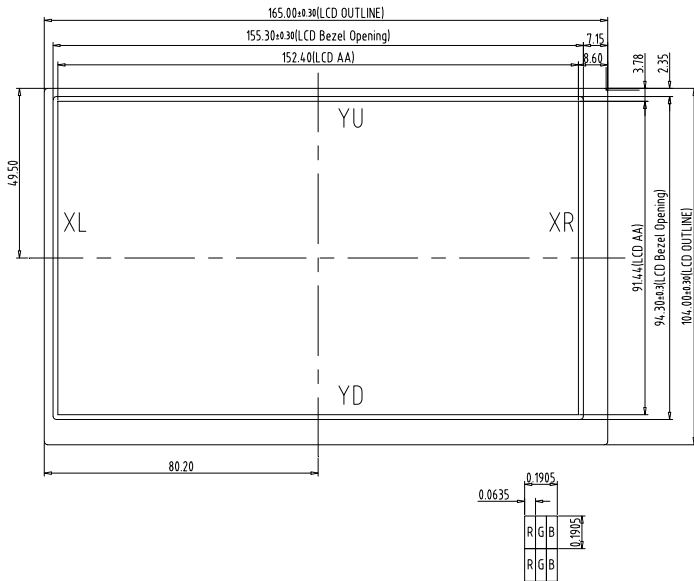
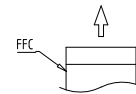


EXTERNAL DIMENSION



NOTE

1. TTL connector : FH33-40S-0.5SH(10)
2. General Tolerance : ±0.3



PIN CONNECTIONS

PIN NO	1	2	3	4	5	6	7	8	9	10
SYMBOL	VLED	VLED	ADJ	GLED	GLED	VCC	VCC	MODE	DE	VS
PIN NO	11	12	13	14	15	16	17	18	19	20
SYMBOL	HS	GND	B5	B4	B3	GND	B2	B1	B0	GND
PIN NO	21	22	23	24	25	26	27	28	29	30
SYMBOL	G5	G4	G3	GND	G2	G1	G0	GND	R5	R4
PIN NO	31	32	33	34	35	36	37	38	39	40
SYMBOL	R3	GND	R2	R1	R0	GND	DCLK	GND	L/R	U/D