PT0242432TC-D9 SERIES
(240*RGB*320 DOTS)

麗誼科技股份有限公司
Palm Technology Co., Ltd.

EXTERNAL DIMENSION

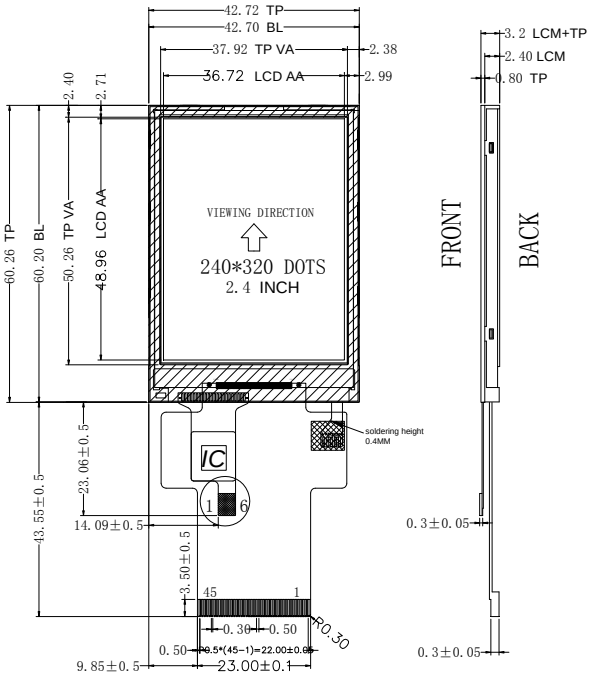

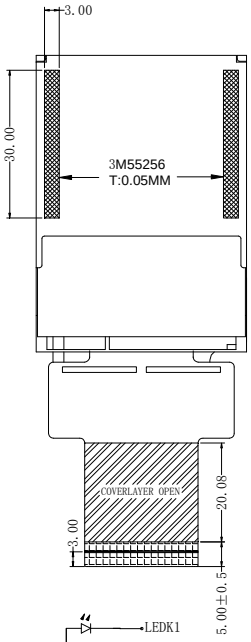

IC:FT6236U
structure：G+F

pin num	dif
pin 1	VDD
pin 2	SCL
pin 3	SDA
pin 4	INT
pin 5	RST
pin 6	GND

NOTE:MCU interface SET for IM PINS.

IM2	IM1	IM0	Interface type	DB Pin in use	NOTE
0	0	0	DBT Tyb_8-bit interface	DB7-DB0	
0	0	1	DBT Tyb_16-bit interface	DB15-DB0	
0	1	0	DBT Tyb_9-bit interface	DB8-DB0	
0	1	1	DBT Tyb_18-bit interface	DB17-DB0	
1	0	1	3-Wire 9BIT data serial interface 3-Wire 9BIT data serial interface:2 data lane serial input	SDA_1,SCL,CS SDA_1 SCL CS _WR(SDA_2)	RGB mode TYP Used
1	1	0	4-Wire 8 BIT data serial interface	SDA_1 SCL CS RS	RGB mode TYP Used

NOTE:
1. If not use PIN,fix to the GND,IOVCC or NC.
2. If use RGB mode must select serial interface

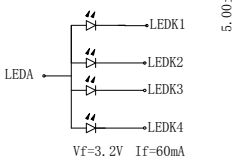

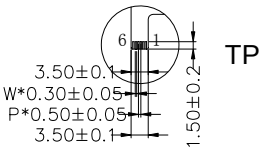

NOTES:
1. DISPLAY TYPE: 2.4"TFT
2. VIEWING DIRECTION(GRAY INVERSION): 12:00
3. LCD DRIVE IC: ST7789V
4. POLARIZER MODE: TRANSMISSIVE/POSITIVE
5. VCI : 3.3V
6. OPERATING TEMP: -20° C~+70° C
7. STORAGE TEMP: -30° C~+80° C
8. UNMARKER TOLERANCE: ±0.20
9. Backlight:4LED-WHITE 60mA
10. REQUIREMENTS ON ENVIRONMENTAL PROTECTION: RoHS

TP MARKS:
1.STRUCTURE:G+F
2.TRANSPARENCY?80%
3.HARDNESS?6H
4.IC(FT6236U)

PIN CONNECTIONS

PIN NO	1	2	3	4	5	6	7	8	9
SYMBOL	GND	VCI	VCI	IM2	IM1	IM0	RESET	CS	DC
PIN NO	10	11	12	13	14	15	16	17	18
SYMBOL	WR	RD	VSYNC	HSYNC	ENABLE	DOTCLK	SDA_1	DB0	DB1
PIN NO	19	20	21	22	23	24	25	26	27
SYMBOL	DB2	DB3	DB4	DB5	DB6	DB7	DB8	DB9	DB10
PIN NO	28	29	30	31	32	33	34	35	36
SYMBOL	DB11	DB12	DB13	DB14	DB15	DB16	DB17	SDO	LEDA
PIN NO	37	38	39	40	41	42	43	44	45
SYMBOL	LEDK1	LEDK2	LEDK3	LEDK4	XR(NC)	YU(NC)	XL(NC)	YD(NC)	GND

CAPACITIVE TOUCH

PIN NO	1	2	3	4	5	6
SYMBOL	VDD	SCL	SDA	INT	RST	GND